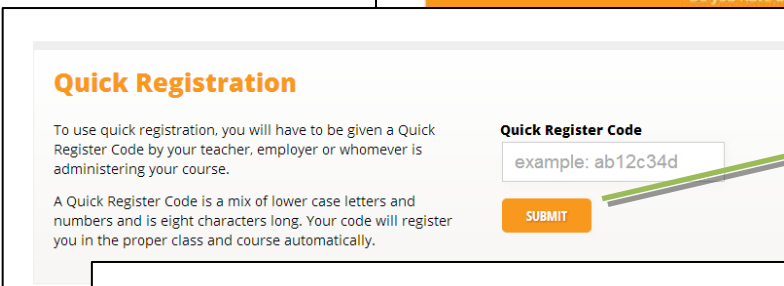





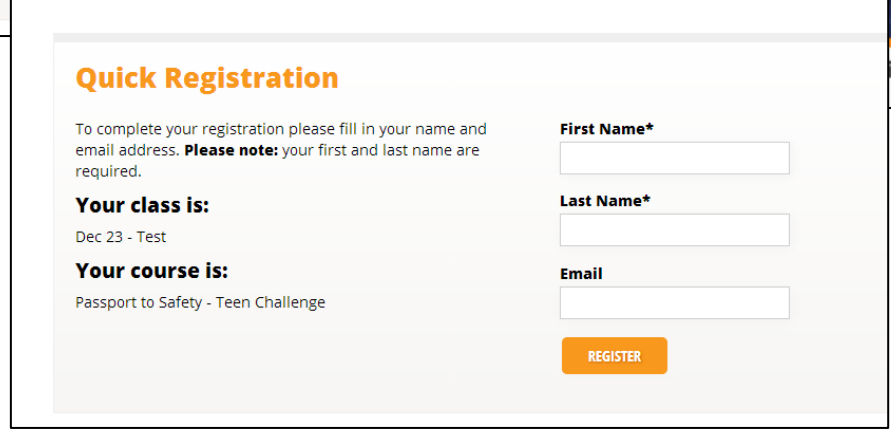
# How to Use Quick Register Codes

Your teacher has given you a QuickRegister code to take the Passport to Safety Test. Now what?

1. Go to:  
<http://passporttosafety.parachutecanada.org>  
and click on 'Click here to register' in the Quick Registration section.



3. Enter your Quick Register code and click 'SUBMIT'.  
4. On the next screen, enter your name and email address and click 'Register'.  
You will then be provided with a username and password to login to your course. Be sure to write down your username and password -- you will need them to login to your course!



**Need Assistance?**  
Just contact the Parachute Support Desk at:  
eMail: [elarningsupport@parachutecanada.org](mailto:elarningsupport@parachutecanada.org)  
Toll-Free Tel: 1-888-537-7777  
Hours of Operation: Mon – Fri, 8:30 am – 4:30 pm EST

